

Scaled data based on original data using  
LM-79-08 Approved Method: Electrical and Photometric Measurements of Solid-  
State Lighting Products

Test Report Prepared for  
Cooper Lighting Solutions  
(formerly Eaton)

Brand: INVUE

Report Number: P675416

Luminaire Tested: **CCW-SA-2A-740-U-SL2**

Issue Date: 04/25/2023



**Test Information**

Test Method: LM-79-08  
Report Number: P675416  
Test Lab: INNOVATION CENTER(G1)  
Issue Date: 04/25/2023  
Manufacturer: COOPER LIGHTING SOLUTIONS (FORMERLY EATON)  
Product Line: INVUE  
Catalog Number: CCW-SA-2A-740-U-SL2  
Description: INVUE CLEAR CURVE Wall Pack MOUNT LIGHT SQUARE LUMINAIRE @350mA w/  
SL2 distribution lens  
Light Source: (32) 4000K CCT, 70 CRI LEDS  
Ballast/Driver: ELECTRONIC DRIVER

**Summary**

Lumens per Lamp: N/A  
Luminaire Lumens: 5415.2 lumens  
Efficiency: N/A  
Efficacy: 149.6 lumens/watt  
Luminous Opening: Rectangular (W 1' x L: 1' x H: 0')  
IES Classification: Type III - Medium  
BUG Rating: B1 - U0 - G2

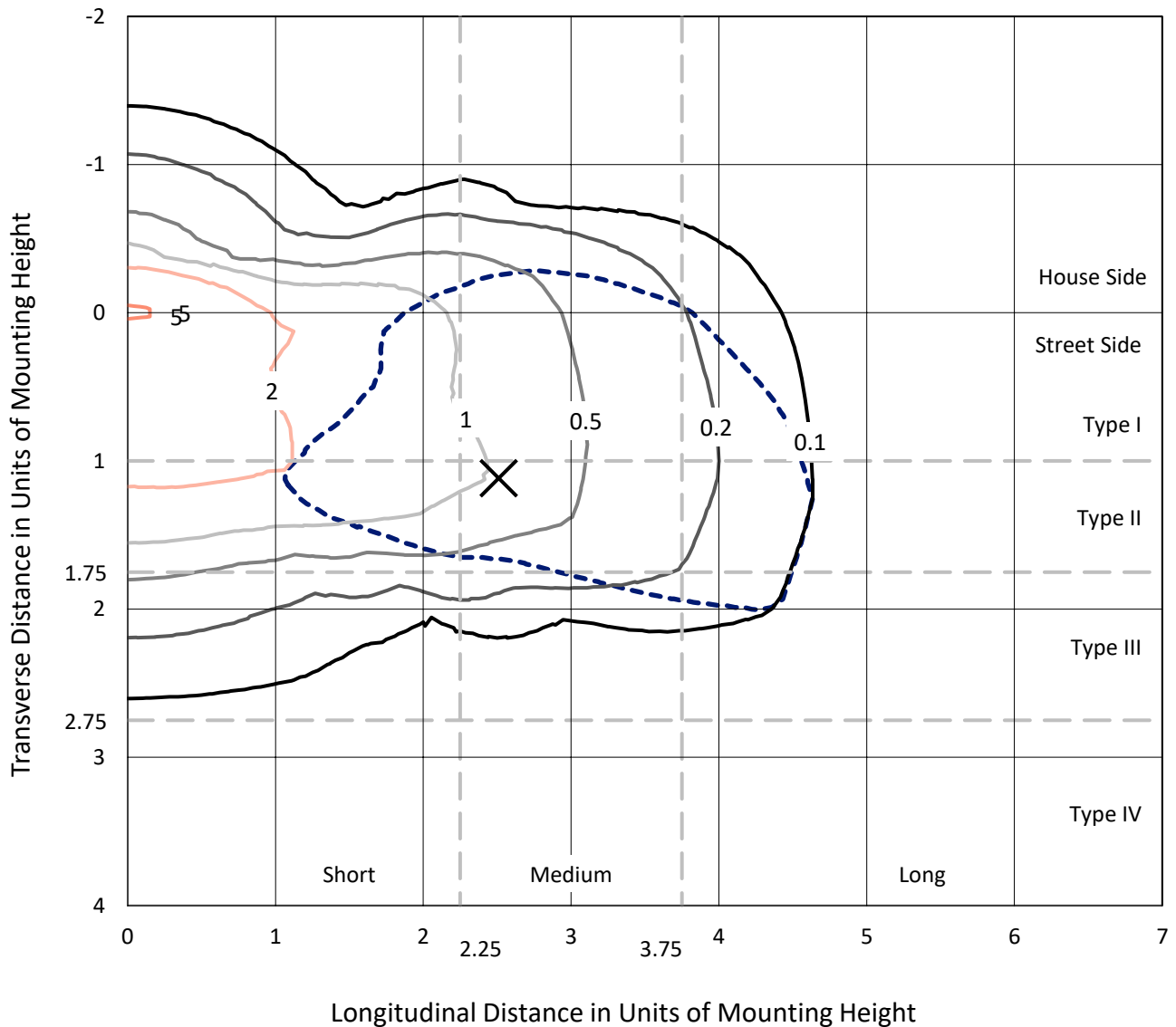
Input Watts (W): 36.2  
Input Voltage (V): 120  
Input Current (Ain): NR  
Voltage Rise (V): NR  
Power Factor: NR  
Total Harmonic Distortion (THDi): NR  
Frequency (hertz): 60  
Stabilization Time: NR  
Operation Time: NR  
Ambient Temperature (°C): NR  
Test Distance: 25 FT



REPORT NUMBER: P675416  
 CATALOG NUMBER: CCW-SA-2A-740-U-SL2

### Iso-Footcandle Lines of Horizontal Illumination

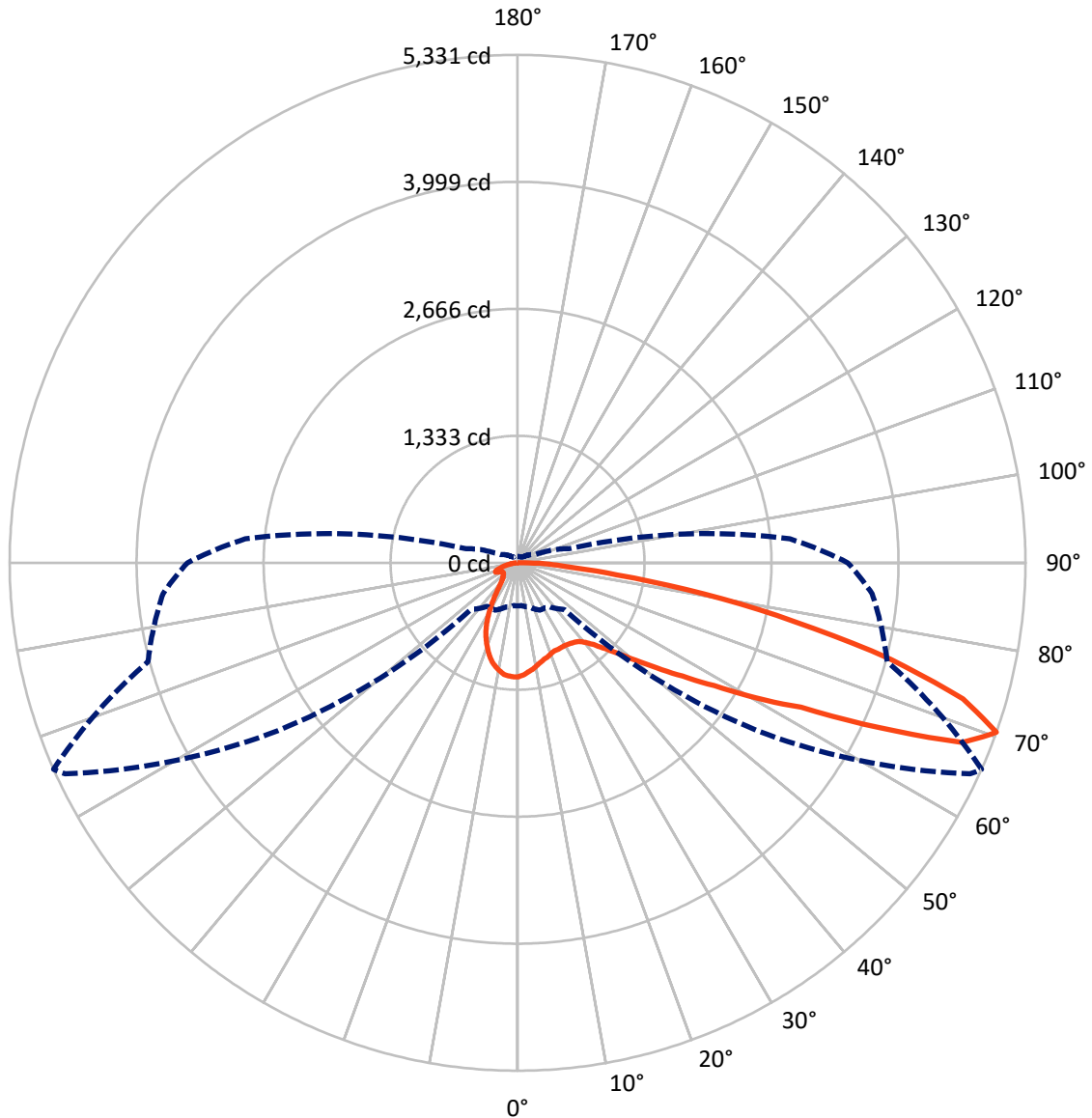
× Max cd  
 - - - 1/2 Max cd



Based on 15 foot mounting height. Maximum calculated value = 5.3 fc  
 Type III - Medium - N/A

REPORT NUMBER: P675416  
CATALOG NUMBER: CCW-SA-2A-740-U-SL2

### Luminous Intensity Polar Plot



— Vertical Plane Through 66-Deg Lateral    - - - Horizontal Cone Through 70-Deg Vertical

REPORT NUMBER: P675416  
 CATALOG NUMBER: CCW-SA-2A-740-U-SL2

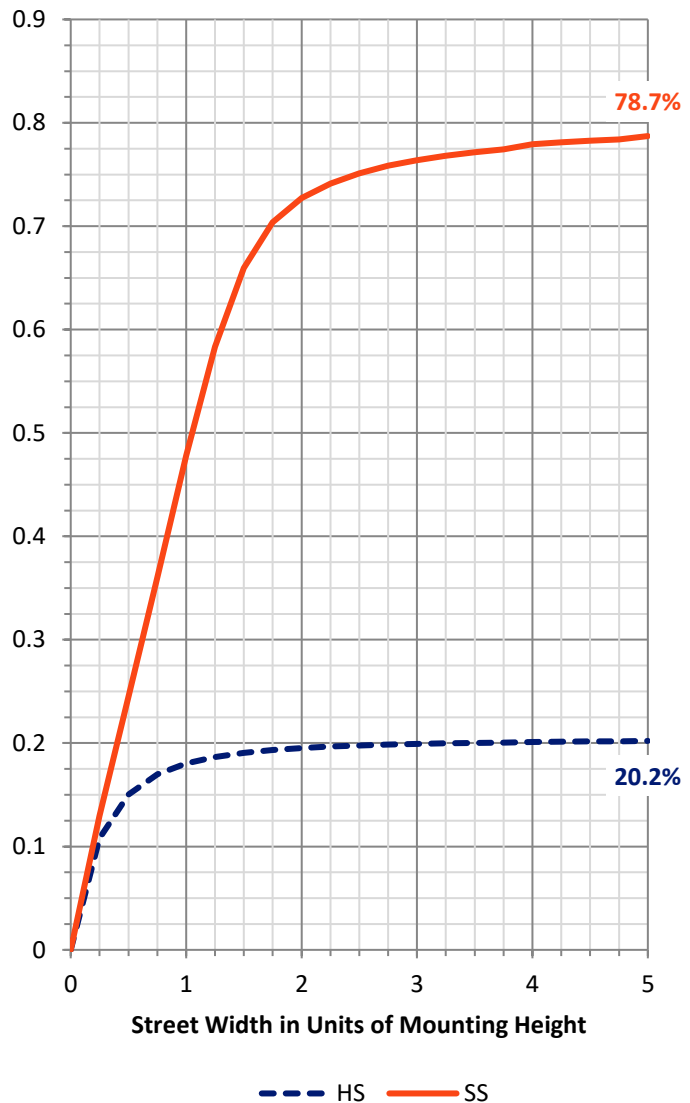
**FLUX DISTRIBUTION:**

		Downward	Upward	Total
<b>House Side</b>	Lumens	1108.4	0.0	1108.4
	% Fixture	20.5	0.0	20.5
<b>Street Side</b>	Lumens	4306.8	0.0	4306.8
	% Fixture	79.5	0.0	79.5
<b>Total</b>	Lumens	5415.2	0.0	5415.2
	% Fixture	100.0	0.0	100.0

**Coefficient of Utilization**

**ZONAL LUMENS:**

Zone	Lumens	% Fixture
0°-10°	105.8	2.0
10°-20°	260.4	4.8
20°-30°	357.6	6.6
30°-40°	479.5	8.9
40°-50°	695.7	12.8
50°-60°	1057.5	19.5
60°-70°	1306.1	24.1
70°-80°	971.3	17.9
80°-90°	181.2	3.3
90°-100°	0.0	0.0
100°-110°	0.0	0.0
110°-120°	0.0	0.0
120°-130°	0.0	0.0
130°-140°	0.0	0.0
140°-150°	0.0	0.0
150°-160°	0.0	0.0
160°-170°	0.0	0.0
170°-180°	0.0	0.0
0°-90°	5415.2	100.0
0°-180°	5415.2	100.0

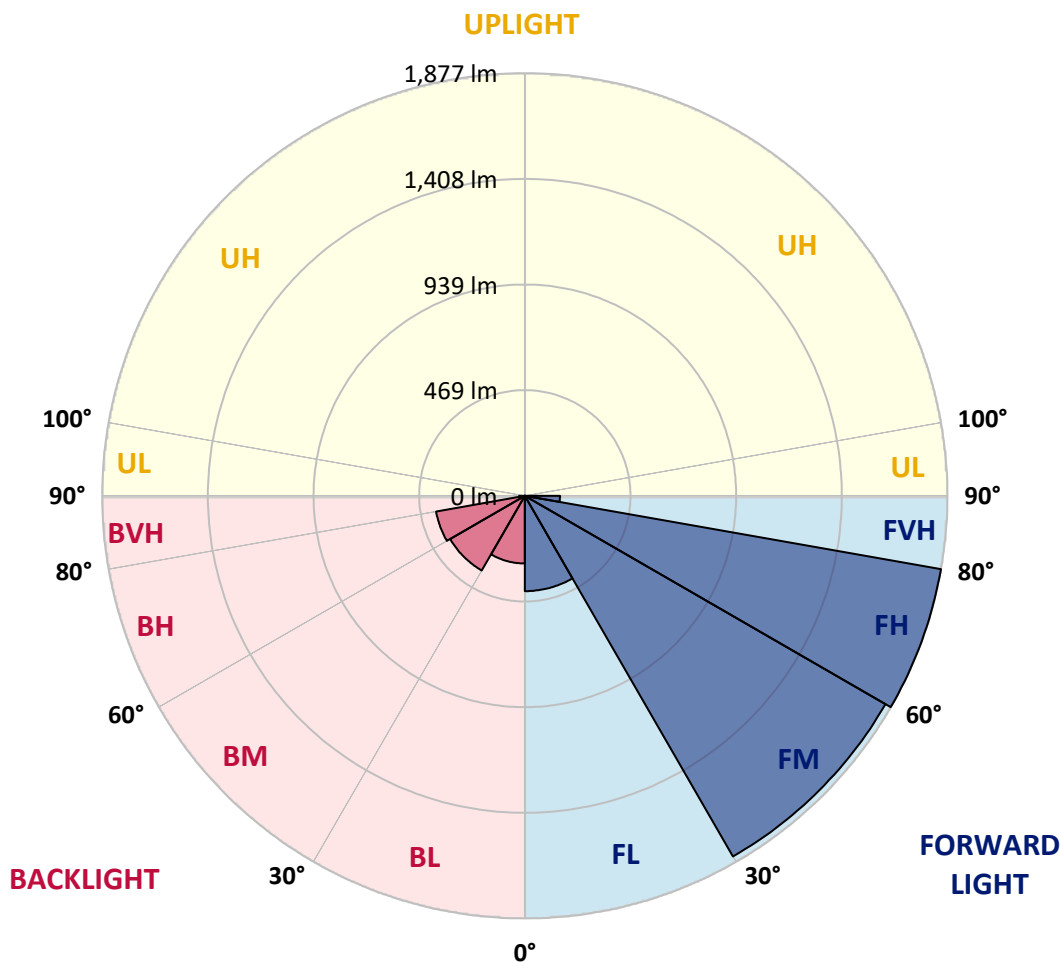


REPORT NUMBER: P675416  
 CATALOG NUMBER: CCW-SA-2A-740-U-SL2

**LUMINAIRE CLASSIFICATION SYSTEM LUMEN TABLE AND BUG RATING:**

Zone	Lumens	% Fixture	Zone Rating/Lumen Limit		
			B	U	G
FL (0°-30°)	423.4	7.8			
FM (30°-60°)	1849.9	34.2			
FH (60°-80°)	1877.3	34.7			G2/5000
FVH (80°-90°)	156.2	2.9			G2/225
BL (0°-30°)	300.4	5.5	B1/500		
BM (30°-60°)	382.9	7.1	B1/1000		
BH (60°-80°)	400.1	7.4	B1/500		G1/500
BVH (80°-90°)	25.0	0.5			G1/100
UL (90°-100°)	0.0	0.0		U0/0	
UH (100°-180°)	0.0	0.0		U0/0	

**BUG Rating: B1-U0-G2**  
 Type III Medium





REPORT NUMBER: P675416

CATALOG NUMBER: CCW-SA-2A-740-U-SL2

**CANDELA DISTRIBUTION (FULL):**

	0°	5°	15°	25°	35°	45°	55°	65°	66°	75°	85°
0°	1196.4	1196.4	1196.4	1196.4	1196.4	1196.4	1196.4	1196.4	1196.4	1196.4	1196.4
2.5°	1138.0	1144.0	1146.0	1150.1	1160.1	1168.2	1180.3	1186.3	1180.3	1188.3	1188.3
5°	1059.4	1051.4	1071.5	1079.6	1091.7	1107.8	1136.0	1158.1	1152.1	1176.2	1196.4
7.5°	993.0	993.0	999.0	1017.1	1031.2	1055.4	1085.6	1119.9	1129.9	1162.1	1192.4
10°	932.5	940.6	940.6	968.8	976.8	1005.0	1055.4	1097.7	1099.7	1154.1	1196.4
12.5°	900.3	896.3	916.4	924.5	948.7	976.8	1017.1	1069.5	1071.5	1129.9	1188.3
15°	874.1	878.2	888.2	908.4	930.5	952.7	990.9	1039.3	1049.4	1117.8	1184.3
17.5°	876.1	878.2	878.2	892.3	910.4	936.6	972.8	1029.2	1035.3	1101.7	1178.3
20°	888.2	880.2	886.2	892.3	904.3	928.5	958.7	1007.1	1013.1	1099.7	1192.4
22.5°	914.4	908.4	906.4	904.3	902.3	916.4	954.7	995.0	1001.0	1089.6	1198.4
25°	956.7	954.7	940.6	926.5	916.4	916.4	946.6	1005.0	1003.0	1089.6	1202.4
27.5°	1007.1	1007.1	1005.0	978.9	948.7	932.5	952.7	1001.0	999.0	1089.6	1212.5
30°	1075.5	1075.5	1069.5	1045.3	990.9	944.6	956.7	997.0	1003.0	1081.6	1204.4
32.5°	1150.1	1148.0	1154.1	1131.9	1075.5	1001.0	980.9	1005.0	1011.1	1089.6	1206.5
35°	1204.4	1216.5	1236.7	1216.5	1160.1	1059.4	1015.1	1021.2	1025.2	1091.7	1214.5
37.5°	1266.9	1281.0	1309.2	1325.3	1264.9	1148.0	1069.5	1047.3	1047.3	1117.8	1216.5
40°	1357.5	1343.4	1391.8	1420.0	1395.8	1256.8	1154.1	1095.7	1097.7	1152.1	1242.7
42.5°	1424.0	1438.1	1488.4	1538.8	1508.6	1389.7	1246.7	1174.2	1174.2	1202.4	1283.0
45°	1498.5	1514.6	1585.1	1645.5	1667.7	1548.9	1373.6	1287.0	1283.0	1301.1	1355.5
47.5°	1581.1	1603.2	1683.8	1754.3	1812.7	1714.0	1536.8	1424.0	1422.0	1436.1	1476.4
50°	1675.7	1683.8	1750.3	1879.2	1996.0	1933.6	1736.2	1617.3	1607.3	1613.3	1667.7
52.5°	1703.9	1697.9	1774.4	1913.4	2126.9	2201.4	2008.1	1836.9	1832.9	1818.8	1889.2
55°	1601.2	1621.4	1695.9	1873.1	2233.7	2517.7	2306.2	2137.0	2100.7	2062.5	2147.1
57.5°	1395.8	1397.8	1482.4	1691.9	2151.1	2779.5	2811.7	2431.0	2433.1	2330.3	2427.0
60°	1085.6	1079.6	1146.0	1335.4	1915.4	2860.1	3363.6	2900.3	2880.2	2598.2	2686.8
62.5°	783.5	771.4	785.5	896.3	1432.0	2737.2	3905.4	3426.0	3341.4	2872.1	2940.6
65°	644.5	650.6	656.6	662.6	803.6	2257.8	4072.6	4284.0	4171.2	3192.4	3220.6
67.5°	533.7	537.8	564.0	600.2	596.2	1333.3	3879.2	5077.6	5035.3	3589.2	3462.3
70°	453.2	451.2	481.4	547.8	557.9	692.9	3071.5	5240.7	5331.4	4016.2	3736.2
72.5°	362.5	366.6	392.8	481.4	547.8	584.1	1768.4	4890.3	4888.3	4344.5	3589.2
75°	259.8	259.8	296.1	398.8	529.7	578.1	978.9	3969.8	4044.4	4082.6	3113.8
77.5°	171.2	179.3	207.5	298.1	497.5	566.0	620.3	2886.2	2978.9	3053.4	2382.7
80°	116.8	120.8	139.0	207.5	421.0	570.0	507.6	1941.6	1977.9	1685.8	966.8
82.5°	70.5	72.5	92.6	145.0	302.1	541.8	477.3	1071.5	1049.4	509.6	277.9
85°	38.3	40.3	58.4	96.7	199.4	473.3	469.3	525.7	489.4	187.3	116.8
87.5°	14.1	14.1	26.2	48.3	114.8	324.3	408.9	312.2	292.0	94.7	54.4
90°	0.0	0.0	0.0	0.0	0.0	0.0	0.0	0.0	0.0	0.0	0.0



REPORT NUMBER: P675416  
 CATALOG NUMBER: CCW-SA-2A-740-U-SL2

**CANDELA DISTRIBUTION (continued):**

	90°	95°	105°	115°	125°	135°	145°	155°	165°	175°	180°
0°	1196.4	1196.4	1196.4	1196.4	1196.4	1196.4	1196.4	1196.4	1196.4	1196.4	1196.4
2.5°	1198.4	1198.4	1198.4	1198.4	1196.4	1188.3	1194.4	1192.4	1180.3	1182.3	1174.2
5°	1194.4	1204.4	1198.4	1190.3	1180.3	1156.1	1148.0	1142.0	1125.9	1119.9	1125.9
7.5°	1204.4	1196.4	1192.4	1178.3	1138.0	1115.8	1087.6	1053.4	1029.2	1023.2	1029.2
10°	1202.4	1202.4	1184.3	1144.0	1105.8	1041.3	1005.0	944.6	910.4	900.3	902.3
12.5°	1194.4	1200.4	1172.2	1107.8	1035.3	956.7	890.2	825.8	765.4	741.2	737.2
15°	1202.4	1196.4	1146.0	1063.5	962.8	854.0	757.3	662.6	606.3	570.0	561.9
17.5°	1190.3	1184.3	1111.8	1003.0	868.1	729.1	608.3	505.5	449.1	435.1	435.1
20°	1204.4	1166.2	1071.5	930.5	769.4	592.2	455.2	378.7	364.6	364.6	368.6
22.5°	1202.4	1162.1	1037.3	860.0	650.6	447.1	338.4	316.2	318.2	334.3	332.3
25°	1190.3	1154.1	988.9	781.5	525.7	336.4	280.0	273.9	288.0	306.1	304.1
27.5°	1188.3	1131.9	944.6	688.8	400.8	265.9	243.7	243.7	257.8	273.9	271.9
30°	1176.2	1113.8	890.2	584.1	302.1	231.6	223.6	223.6	229.6	237.7	237.7
32.5°	1174.2	1089.6	829.8	475.3	241.7	209.5	205.4	207.5	207.5	211.5	209.5
35°	1158.1	1057.4	767.4	368.6	209.5	197.4	193.4	191.3	191.3	189.3	189.3
37.5°	1152.1	1037.3	702.9	286.0	195.4	187.3	183.3	177.2	175.2	175.2	173.2
40°	1158.1	1017.1	640.5	231.6	183.3	179.3	173.2	165.2	163.1	163.1	163.1
42.5°	1180.3	1015.1	576.0	201.4	177.2	171.2	163.1	155.1	153.1	155.1	153.1
45°	1230.6	1031.2	513.6	187.3	169.2	163.1	153.1	147.0	145.0	147.0	147.0
47.5°	1313.2	1075.5	457.2	179.3	163.1	155.1	145.0	139.0	139.0	139.0	139.0
50°	1450.2	1160.1	402.8	173.2	159.1	149.0	139.0	130.9	128.9	128.9	130.9
52.5°	1655.6	1305.2	358.5	169.2	153.1	141.0	130.9	124.9	120.8	118.8	120.8
55°	1903.3	1516.6	344.4	165.2	145.0	134.9	124.9	116.8	112.8	112.8	110.8
57.5°	2169.2	1750.3	368.6	161.1	139.0	126.9	116.8	108.8	104.7	102.7	102.7
60°	2457.2	2026.2	457.2	159.1	132.9	118.8	108.8	102.7	96.7	94.7	94.7
62.5°	2719.1	2276.0	616.3	157.1	128.9	110.8	100.7	92.6	88.6	86.6	86.6
65°	3017.2	2553.9	771.4	165.2	126.9	104.7	92.6	84.6	80.6	78.6	78.6
67.5°	3277.0	2795.6	862.0	185.3	132.9	96.7	82.6	76.5	74.5	72.5	72.5
70°	3466.3	2870.1	578.1	203.4	143.0	90.6	74.5	70.5	66.5	66.5	66.5
72.5°	3212.5	2562.0	342.4	191.3	134.9	84.6	66.5	62.4	60.4	60.4	58.4
75°	2747.3	2181.3	263.8	155.1	108.8	72.5	58.4	54.4	52.4	52.4	50.4
77.5°	2028.2	1563.0	195.4	122.9	84.6	58.4	50.4	48.3	46.3	44.3	44.3
80°	793.6	684.8	132.9	90.6	62.4	46.3	42.3	40.3	38.3	36.3	36.3
82.5°	245.7	207.5	76.5	60.4	44.3	36.3	34.2	32.2	30.2	28.2	28.2
85°	106.7	102.7	50.4	38.3	30.2	24.2	24.2	22.2	20.1	18.1	18.1
87.5°	52.4	50.4	28.2	18.1	16.1	12.1	12.1	10.1	8.1	8.1	8.1
90°	0.0	0.0	0.0	0.0	0.0	0.0	0.0	0.0	0.0	0.0	0.0

(END OF REPORT)